

Hydracushions

50, 172 & 210 bar



Type A



Type B



Type C

Specification

Shell

0.13 litre capacity - deep drawn stainless steel. Working pressure - 50 bar.

1.0 to 4.0 litre capacity - deep drawn low carbon steel. Working pressure - 172 bar & 210 bar.

Head

0.13 litre capacity - stainless steel welded to shell.

1.0 to 4.0 litre capacity - low carbon steel welded to shell.

Finish

0.13 litre capacity - natural.

1.0 to 4.0 litre capacity. One coat primer as standard. Special paints available.

Gas Valve Assembly

Valve body fitted with valve core and sealing cap.

Bladder

Open ended, one piece in nitrile rubber, bonded to a steel ring band having a steel button to prevent extrusion through fluid port on nitrogen precharge.

Fluid Port

Welded to shell, BSP connection

Safety

All gas-loaded accumulators are gas pressurised vessels and it is recommended that safety consideration be given to the application in which they are used. A relief valve should always be fitted to the hydraulic system with the option of a burst disc to protect the accumulator. If there is a fire risk in the vicinity of the accumulator, then a fusible/eutectic plug should be fitted.

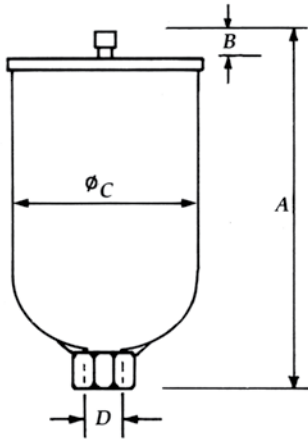
Fork Lift Truck Applications

The adjacent table shows the recommended size of Hydracushions for load shock elimination on fork lift trucks.

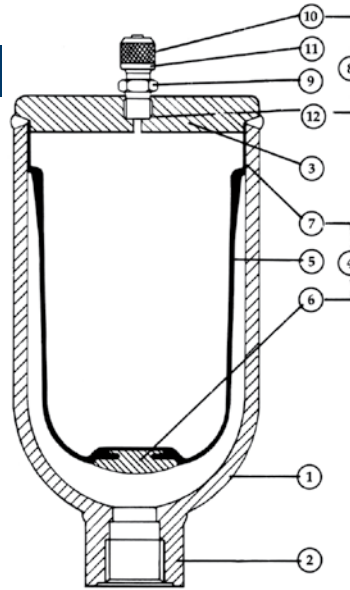
Recommended Sizes	
Truck load (kg)	Hydracushion
up to 1360	0.5L
1360 to 3628	1L
3628-5450	2L
5450 upwards	4L

Dimensions

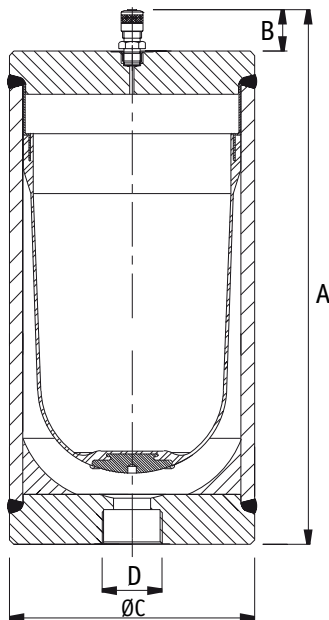
Type A



Type B



Type C



Key	Items
1	Shell
2	Fluid Port
3	Head
4	Bladder Assembly
5	Bladder
6	Button
7	Ring Band
8	Gas Valve Assembly
9	Gas Valve Body
10	Sealing Cap
11	Valve Core
12	'O' Ring

Maximum working pressure 50 bar

Precharge pressure to suit application

Model number	Type	Gas Volume (litres)	Approx. Weight (kg)	Max. Flow Rate (litre/min)	Dimensions in mm unless stated otherwise			
					A	B	C	D
HCOA04A-02-05	A	0.13	0.3	40	148	13	50	3/4" BSPF

Maximum working pressure 172 bar

Precharge pressure to suit application

Model number	Type	Gas Volume (litres)	Approx. Weight (kg)	Max Flow Rate (litre/min)	Dimensions in mm unless stated otherwise			
					A	B	C	D
HCOE00A-00-17	B	0.5	3.18	159	210	30	94	1/2" BSPF
HCO100A-00-17	B	1.0	6.35	204	252	30	117	3/4" BSPF
HCO200A-00-17	B	2.0	11.10	363	314	30	147	1" BSPF
HCF0400A-00-17	C	4.0	23	470	358	13	172	1 1/4" BSPF

The information in this datasheet is subject to change without prior notice.

Hydracushions

Model numbers

HC - 01 - 0 - 0A - 00 - 17

Hydracushions Accumulator Type

HC = Existing Hydracushion Range (Type A & B)
HCF = New Hydracushion Range (Type C)

Nominal Volume - Litres

0E = 0.5L
01 = 1L
02 = 2L
04 = 4L (Type C only)

Bladder Material

0 = Nitrile

Gas Valve Connection

0A - 1/4" BSPM 0.5 to 4.0 litre only
4A - 0.302" x 32 T.P.I.

Construction

00 = Oil Service - 0.5 to 4.0 litres only
02 = Water Service - 0.13 litres only

Maximum Working Pressure

05 - 50 bar 0.13 litres only
17 - 172 bar
21 - 210 bar } Options for 1, 2 and 4 litres
22 - 215 bar

Spares

- 10031 - S03 Gas valve assembly 1/4" BSP (0.5 - 4L)
- 10051 - S03 Gas valve assembly 0.32" x 32 T.P.I. (0.5 - 4L)
- 43001 - 009 Gas valve core (0.13L)