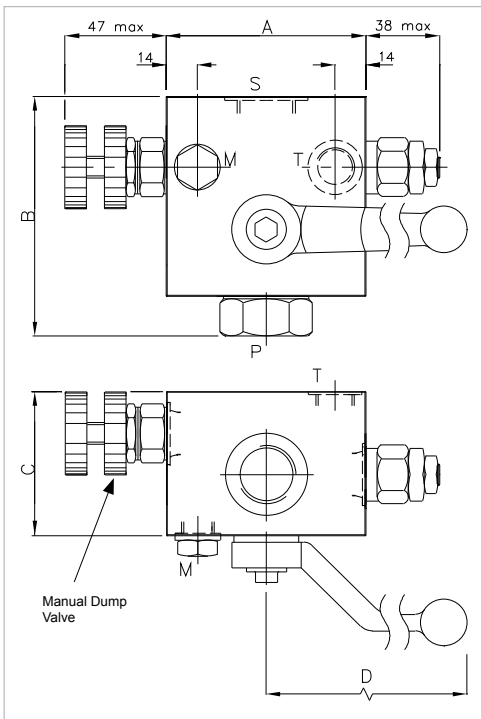



Safety Blocks

Carbon & Stainless Steel

Why use a safety block? -

Accident prevention authorities recommend the fitting of a pressure relief valve to gas loaded hydraulic accumulators. The Fawcett Christie Hydraulic range of carbon steel safety blocks include features to make the installation, operation and maintenance of gas loaded hydraulic accumulators convenient and safe.



Part 1 - Carbon Steel (360 bar)

Pressure

Maximum working pressure: 360 bar

Material

Carbon steel. All blocks are fully tested.

Seals

Nitrile fitted as standard. Viton and other options also available.

Connections

- Pressure gauge connection (M port).
- Wide range of adaptors for accumulator connection.
- All G threads (BSP) to BS2779 1986. Performance data available.

Other

- Pressure relief valve for the protection of accumulator.
- Manual dump to tank valve as standard.
- Optional additional electromagnetic dump to tank valve.

Port sizes

Size	Port Sizes				Dimensions mm - for standard (01) safety block			
	S port Accum.	P port process	T port tank	M port gauge	A	B	C	D handle length
ECA12	G 1/2"	G 1/2"	G 1/4"	G 1/4"	76	93	60	115
ECA20	G 3/4"	G 3/4"	G 3/8"	G 1/4"	90	108	70	160
ECA32	G 1 1/4"	G 1 1/4"	G 3/8"	G 1/4"	90	131	90	300

For dimensions of (02) safety block with additional solenoid valve contact the sales office.

ECA12-01-L-N

Model type & size

Dump to tank valve (Type)

01 = Mechanical 02 = Mechanical & Electrical

Seal material

L = Nitrile V = Fluorocarbon

Special requirements

N = None G = 24v DC
A = 110v AC B = 220v AC



Part 2 - Stainless Steel Safety Blocks

Material

316 Stainless steel. All blocks are fully tested.

Seals

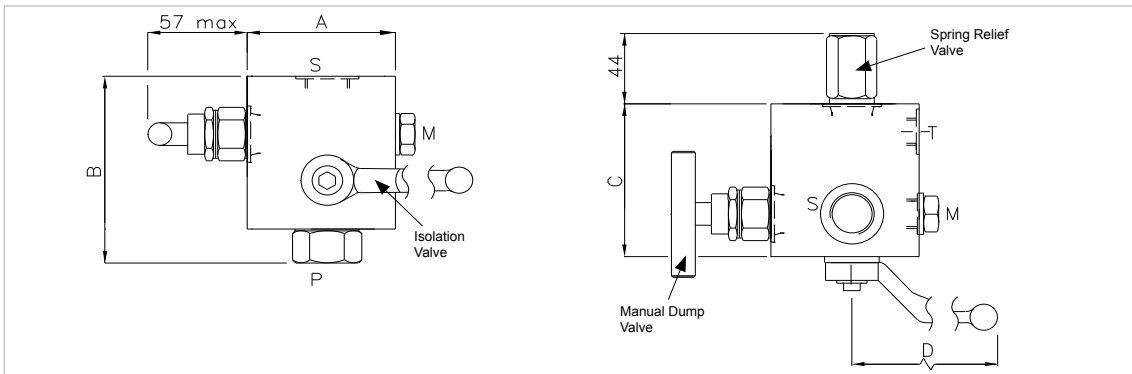
Nitrile fitted as standard. Viton and other options also available.

Connections

- Pressure gauge connection (M port).
- Wide range of adaptors for accumulator connection.
- All G threads (BSP) to BS2779 1986.
- For 760 bar only - All NPT to ANSI/ASME B.1.20.1 1983
- Performance data available.

Other

- Pressure relief valve for the protection of accumulator.
- Manual dump to tank valve as standard.



360

Port sizes

Size	Port Sizes				Dimensions mm - for standard (01) safety block			
	S port Accum.	P port process	T port tank	M port gauge	A	B	C	D handle length
ECSA12	G 1/2"	G 1/2"	G 1/4"	G 1/4"	65	94	76	115
ECSA20	G 3/4"	G 3/4"	G 3/8"	G 1/4"	70	108	90	160
ECSA32	G1 1/4"	G1 1/4"	G 3/8"	G 1/4"	90	131	105	300

690 bar

Port sizes

Size	Port Sizes				Dimensions mm - for standard (01) safety block			
	S port Accum.	P port process	T port tank	M port gauge	A	B	C	D handle length
ECSA12	1/2	1/2	1/4"	1/4"	70	94	85	115

- All NPT to ANSI/ASME B.1.20.1 1983
- All G threads (BSP) to BS2779 1986

ECSA12-01-L-N

Model type & size

Dump to tank valve

01 = Mechanical

Seal material

L = Nitrile

V = Fluorocarbon

Special requirements

N = None

ECSA12-01-L-N-2

Model type & size

Dump to tank valve

01 = Mechanical

Seal material

L = Nitrile

V = Fluorocarbon

Special requirements

N = None

2 = BSP

3 = NPT

Part 3 - Pressure curves for ECA/ECSA safety blocks

